

1SR154-400 / 1SR154-600

PRV : 400 - 600 Volts

Io : 1.0 Ampere

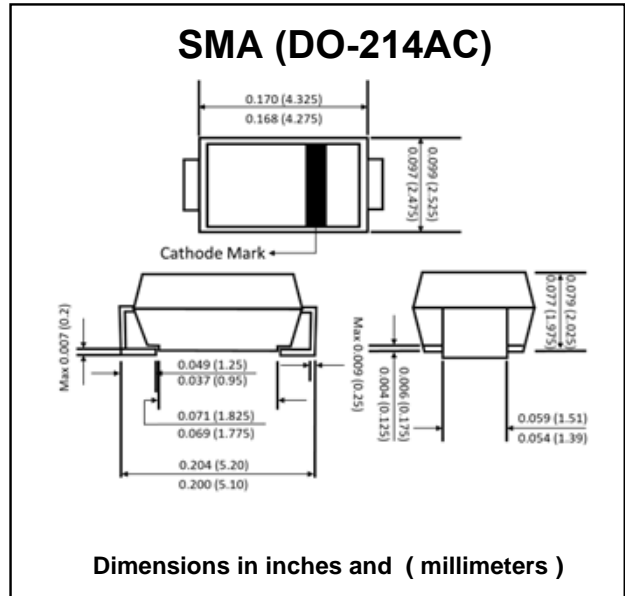
FEATURES :

- * High current capability
- * High surge current capability
- * High reliability
- * Low reverse current
- * Low forward voltage drop
- * Pb / RoHS Free

MECHANICAL DATA :

- * Case : SMA Molded plastic
- * Epoxy : UL94V-O rate flame retardant
- * Lead : Lead Formed for Surface Mount
- * Polarity : Color band denotes cathode end
- * Mounting position : Any
- * Weight : 0.067 gram

SURFACE MOUNT RECTIFIERS



MAXIMUM RATINGS AND ELECTRICAL CHARACTERISTICS

Rating at 25 °C ambient temperature unless otherwise specified.
 Single phase, half wave, 60 Hz, resistive or inductive load.
 For capacitive load, derate current by 20%.

RATING	SYMBOL	1SR154-400	1SR154-600	UNIT
Maximum Repetitive Peak Reverse Voltage	V _{RRM}	400	600	V
Maximum DC Blocking Voltage	V _{DC}	400	600	V
Maximum Absolute Peak Reverse Voltage	V _{RSM}	500	750	V
Maximum Average Forward Current	I _F	1.0		A
Peak Forward Surge Current 8.3ms Single half sine wave Superimposed on rated load (JEDEC Method)	I _{FSM}	30		A
Maximum Forward Voltage at I _F = 1.0 Amp.	V _F	1.1		V
Maximum DC Reverse Current at rated DC Blocking Voltage	I _R	10		μA
Junction Temperature	T _J	150		°C
Storage Temperature Range	T _{STG}	- 55 to + 150		°C



RATING AND CHARACTERISTIC CURVES (1SR154-400 / 1SR154-600)

FIG.1 - DERATING CURVE FOR OUTPUT RECTIFIED CURRENT

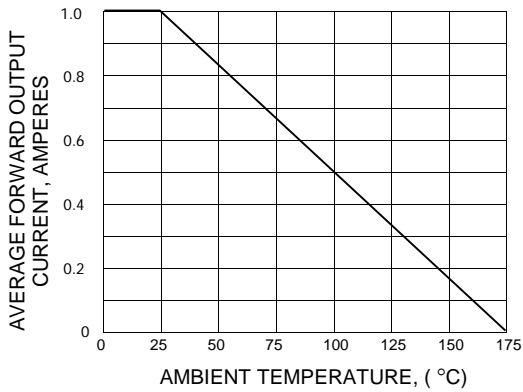


FIG.2 - MAXIMUM NON-REPETITIVE PEAK FORWARD SURGE CURRENT

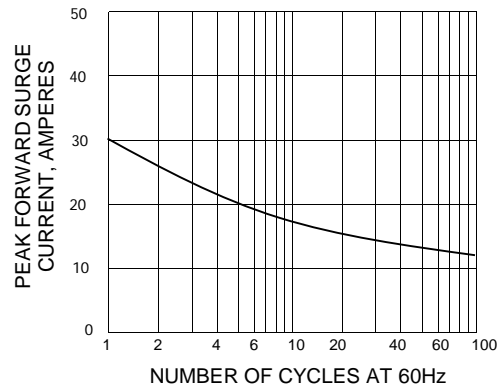


FIG.3 - TYPICAL FORWARD CHARACTERISTICS

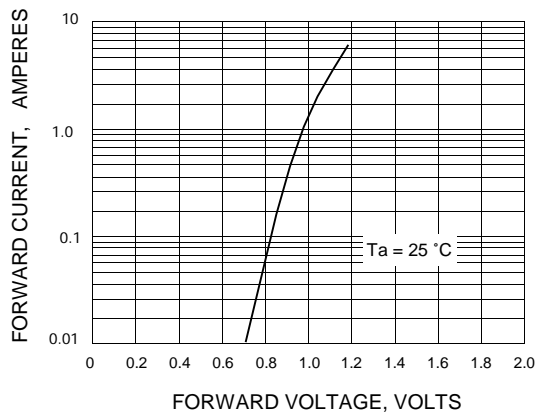


FIG.4 - TYPICAL REVERSE CHARACTERISTICS

